






















Ancora Crafts DESIGN - XS GUIDE TO THE NFL

| | Symbolic Color | DMC Color Number |
|------------------|---|---|
| Centerpoint |  | 168/415 |
| Burgundy |  | 815 |
| Red |  | 666 |
| Orange |  | 720/946 |
| Gold |  | 783 |
| Dark Green |  | 319 |
| Green |  | 699 |
| Light Green |  | 704/907 |
| Teal |  | 958 |
| Navy Blue |  | 336/3750 |
| Royal Blue |  | 820 |
| Bright Blue |  | 996 |
| Purple |  | 333 |
| Brown |  | 838 |
| White |  | white |
| Silver |  | 168/415 |
| Black |  | 310 |
| Background |  | |
| Black backstitch |  | 310 (black, but pink on chart for visibility) |
| White backstitch |  | white |
| Green backstitch |  | 699 |

The stitched, photographed example was on 14 ct Aida using two strands of six strand floss. It took less than one skein in each color to complete the stitching.

You will need to test your thread with the fabric you use to ensure the coverage is sufficient.

